


**BEDFORD & DISTRICT MINOR HOCKEY
ASSOCIATION**

**Tryout & Evaluations Document
2022-2023 Season**



Contents

Purpose	3
BDMHA Tryout & Evaluation goals	3
All Divisions – General Policies	4
Evaluator Guidelines	5
Absences & Injuries	6
Warmup Skate	6
U13 AAA Competitive Tryout Process	7
U11 / U13 / U15 (AA, A, B Levels)	8
Player Groupings	8
Process Outline	8
Team Selection & Player Scoring	10
Appeals Process	11
U11 / U13 / U15 Recreation Evaluation Process	12
U18 Evaluation Process (AA, A, Rec Levels)	13
U9 Evaluation Process	14
U7 Evaluation Process	16



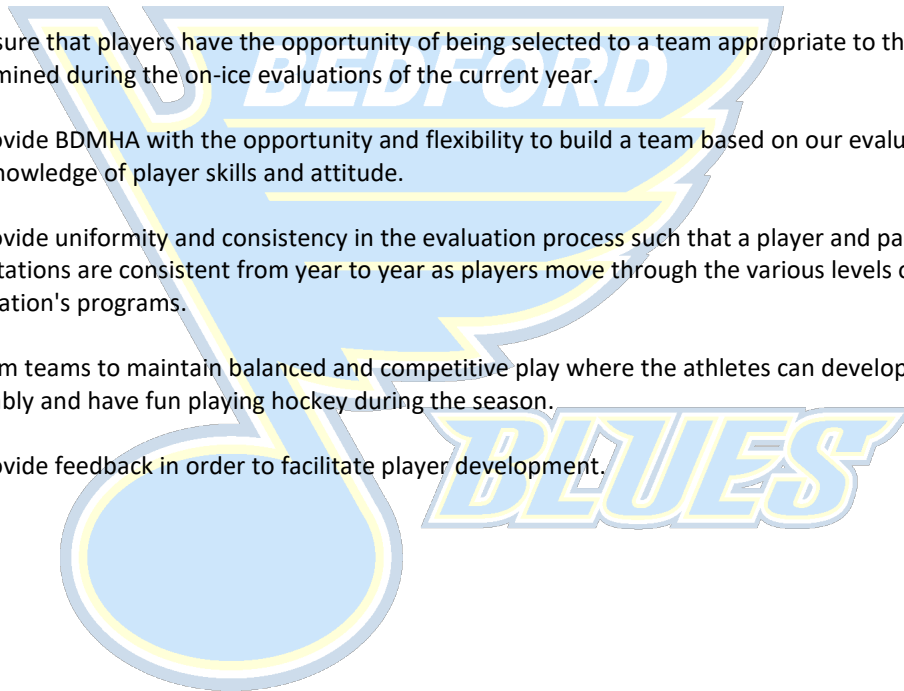
Purpose

The key objective of the Bedford & District Minor Hockey Association (BDMHA) Competitive Tryout and Recreation Evaluation process is to conduct an objective evaluation of player skills and place players where they have the opportunity to participate at a level commensurate with their abilities, further develop their skills and most importantly, have fun.

BDMHA wants to ensure that each player is given a fair evaluation and that all players are placed at the appropriate level for their abilities.

BDMHA Tryout & Evaluation goals

- To provide a fair and impartial assessment of a player's total hockey skills.
- To ensure that players have the opportunity of being selected to a team appropriate to their skill levels as determined during the on-ice evaluations of the current year.
- To provide BDMHA with the opportunity and flexibility to build a team based on our evaluation process and knowledge of player skills and attitude.
- To provide uniformity and consistency in the evaluation process such that a player and parent expectations are consistent from year to year as players move through the various levels of the association's programs.
- To form teams to maintain balanced and competitive play where the athletes can develop and participate equitably and have fun playing hockey during the season.
- To provide feedback in order to facilitate player development.



All Divisions – General Policies

1. A Tryout Committee, consisting of the following members, will be established each year and will organize and coordinate the Tryout and Evaluation process for BDMHA. Should one of these roles or positions not be filled at the time the Tryout Committee is formed, the President may appoint any member in good standing to the Committee to replace a missing position.
 - a. VP Competitive
 - b. VP Recreation
 - c. VP U7 / U9
 - d. BDMHA Registrar
 - e. BDMHA Hockey Development Professional

The sole purpose of the Tryout Committee is to ensure the processes and procedures within this document are followed. The Tryout Committee will not be involved in the evaluation or scoring process.

2. The Tryout Committee will establish an Evaluation Group and ***will work with this group to establish the drills to be used for players evaluation.*** The drills used for player evaluations and standard player evaluation form will be documented and posted on the Team Selection section of the Association Website at least three (3) days prior to the start of a competitive Team Selection process.
3. All individual player ratings and scores will be held confidential within the members of the Tryout Committee. ***Under no circumstances*** will player ratings, scores, or placement relative to others be made public or disclosed to any individual not involved directly in the Team Selection process.
4. The only Tryout Committee member with administrative access to any tools used for evaluations will be the BDMHA Registrar.
5. Player groups, regrouping, tiering or sorting can only be posted to the website after the Evaluation group has presented the list to the Tryout Committee and the Tryout Committee has approved the list to be posted.

Please note the Tryout Committee cannot change the lists as presented unless they find the evaluation group did not follow the processes outlined in this document.

6. All members who are involved in the Tryout and Evaluation process are required to declare any conflicts of interest prior to the beginning of the tryout and evaluation process. Tryout Committee Members, BDMHA Executive members and employees who have a player involved will be removed from the process for the level at which their child plays.
7. All members of the Tryout Committee will be required to sign a Confidentiality & Privacy Acknowledgement.

Evaluator Guidelines

1. Evaluators will be chosen by the Tryout Committee with support from the Hockey Development Professional and the Tryout Committee.
2. An evaluation team will be established for each level consisting of an overall evaluation lead and a minimum of five (5) total evaluators. Evaluators will be assigned to a specific level and all efforts made to ensure evaluation teams do not cross over from one level to another.
3. Evaluation leads are responsible to ensure data integrity and consistency throughout the tryout and evaluation process.
4. BDMHA will prioritize the selection of non-parent evaluators with no personal interest in BDMHA. In the event that a parent evaluator is required in order to achieve sufficient numbers, the evaluator will not be permitted to evaluate the level in which their child plays. All efforts will be made to assign parent evaluators to a level that is 2 levels removed from the level of their player.
5. Evaluators will use the Team Genius software and tablets to digitally record player scores during the evaluation process. All evaluators will be pre-trained on how to properly use the Team Genius scoring system. Paper scoring sheets will be available as a backup, in the event of software issues.
6. Players are identified in Team Genius by jersey color and number so no names are available to evaluators. Scores recorded in the Team Genius software are locked and not able to be adjusted following the conclusion of the evaluation session. Players are NOT permitted to wear private hockey program socks.
7. Evaluation teams will meet with the Hockey Development Professional / Tryout Committee before tryouts begin to ensure consistency in the evaluation approach. The intent of the session is to review drill plans, expected skill demonstration and the nature of the evaluation.
8. Evaluators will sit separately, spread throughout the rink and will not have parent interaction during the evaluation session. Evaluators will remain for the entire 50-to-80-minute ice session.
9. There will be an adjusted evaluation process for goaltender evaluations. Goaltenders will have a minimum of two (2) qualified goalie professionals evaluating each session where the goaltenders are being evaluated and scored. Goaltender evaluations will not be recorded in Team Genius given the nature of the drills and evaluation method.
10. Parents are not permitted to be at ice level during evaluations. They are required to watch from the available space, not near the evaluators, accessible from the second floor at the HRM 4Pad.
 - 10a. Parents are not to permitted to engage with the evaluators or ask them questions, during or after evaluation sessions.
11. All Evaluators involved in the tryout process will be required to sign a Confidentiality & Privacy Acknowledgement.
12. Players will be evaluated based on the skills displayed during the on-ice sessions and not what group they begin the process in.

Absences & Injuries

For this policy to apply, parents need to notify the tryout email address (tryoutcommittee@bedfordblues.com) in advance of tryouts for any pre-existing injuries or expected absences. All such instances will be reviewed on a case-by-case basis

1. The Tryout and Evaluation process provides an opportunity to evaluate players in a common forum to ensure proper placement at the most appropriate level. **It is our expectation that all players will attend all tryout sessions.**
2. There is recognition that there may be instances which preclude a player from attending sessions due to injury, bereavement or other circumstances. Players who miss all or part of the tryout process will be handled as followed:
 - a. At the assessment and discretion of the tryout committee, the missing player will be linked to two(2) players in the tryout process who are deemed to be the closest in terms of ability/skill/score.
 - b. If the player misses part of the tryout/evaluation process, the player shall be ranked for the sessions they have attended and their score for the missed sessions will mirror the players they have been linked to.
 - c. If the player misses the entire tryout/evaluation process, the player will receive the average score of the players they have been linked to. The evaluation committee will attempt to determine additional background information (past performance, coaching reports, etc.) in order to place the player at the appropriate level.
 - d. In the event that a player misses all tryout / evaluation sessions and there is a tie in scores, the player(s) who participated in the tryout process will be assigned a higher score.

Warmup Skate

The weekend before Tryouts and Evaluations begin, a warm-up session will be held and will include all players trying out for a competitive team and players wishing to play recreational hockey. Players will be grouped for these sessions based on what level they played previously for a scrimmage game. The sole purpose of this scrimmage game is to give players ice time prior to the tryout process beginning. Players who do not participate in the warmup skates will not be adversely affected during the Tryout Process.

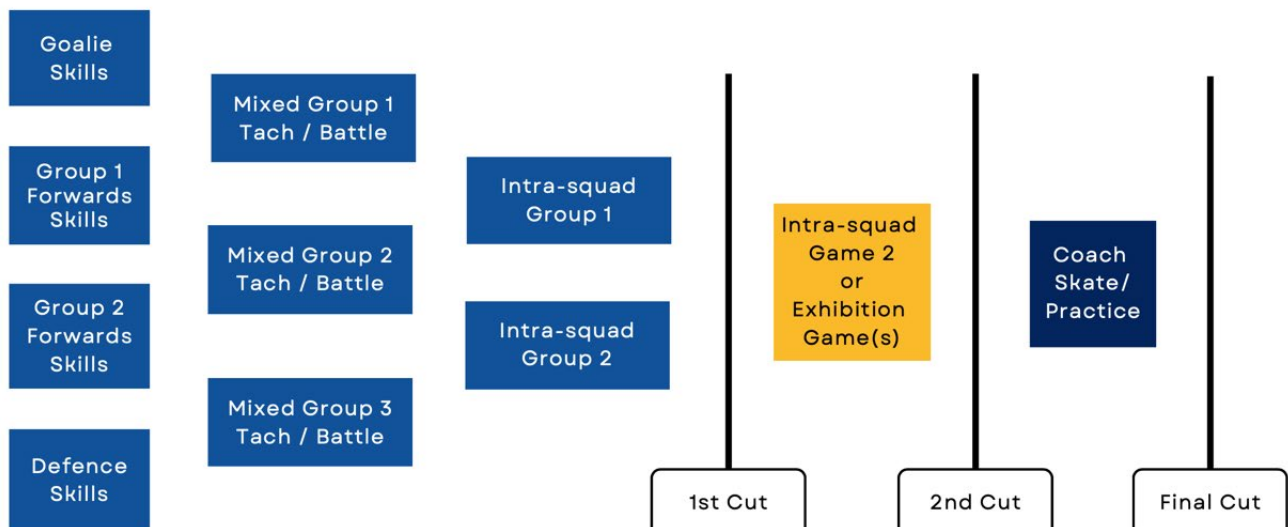
U13 AAA Competitive Tryout Process

1. Parents and players choosing to try out for the U13 AAA level do so with the understanding that players selected for this level are participating in a provincial league which requires additional time commitment for travel and practice, as well as the financial considerations that come with that. Considerable volunteer time is required from families and a high level of fundraising expectation to support team activities.
2. The U13 AAA tryout process will be a traditional elimination process. Each player registered will skate a minimum of 3 times before any cuts will be made. Players may be parked during the process, however there will be no parking of players until the evaluators deem that a player has qualified at that level. Parking players and cutting players allows evaluators to reduce group sizes and focus on the remaining players competing for available spaces. No player should expect to be parked.
3. Players will participate in a mix of 3 skill, battle, tactical or intra-squad before any cuts are made. Following this process there will be additional intra-squad game(s), exhibition game(s) against another minor hockey association team or a coaches practice. Skill & Tach/Battle drills will be provided to the players a minimum of 72 hours before the beginning of tryouts.
4. The final skate in the process, if required, will be a coach skate, run by a non-parent coach and/or the Hockey Development Professional. The purpose of this skate is to take an objective look at the players and/or goaltenders competing for the final spots on the team, ensuring that we're giving the right players a chance to compete on our top-level team.
5. After a player has been released from the U13 AAA tryout process, they will be assigned to the competitive tryout process which will begin after October 1st and scores will be reset.
6. Evaluation Weighting

Age Group	Total Number of Sessions	Skill Sessions	Weight	Tactical & Battle Sessions	Weight	Intra-Squad And/or Exhibition	Weight
U13 AAA	5	1	20%	1	25%	3	55%



U13 AAA Tryout Flow



U11 / U13 / U15 (AA, A, B Levels)

Player Groupings

Initial groups 1,2, 3 and 4, will each be formed by players from all levels of play, who have registered to try out for a competitive team, via snake draft. The snake draft will start from the highest level of play and work down to the lowest level of play. On the ice, players will be placed into station groups by the on-ice facilitators. This is to ensure each player is given an equal opportunity.

1. Each tryout group will be divided evenly into sizes no greater than 35 players
2. If dividing the groups results in less than 15 players to evaluate, the players in their second year of the same level will move to the next group up until all groups have at least 15 players to evaluate per session.
3. At the conclusion of the second day of tryouts players will be resorted by their evaluation scores into groups.

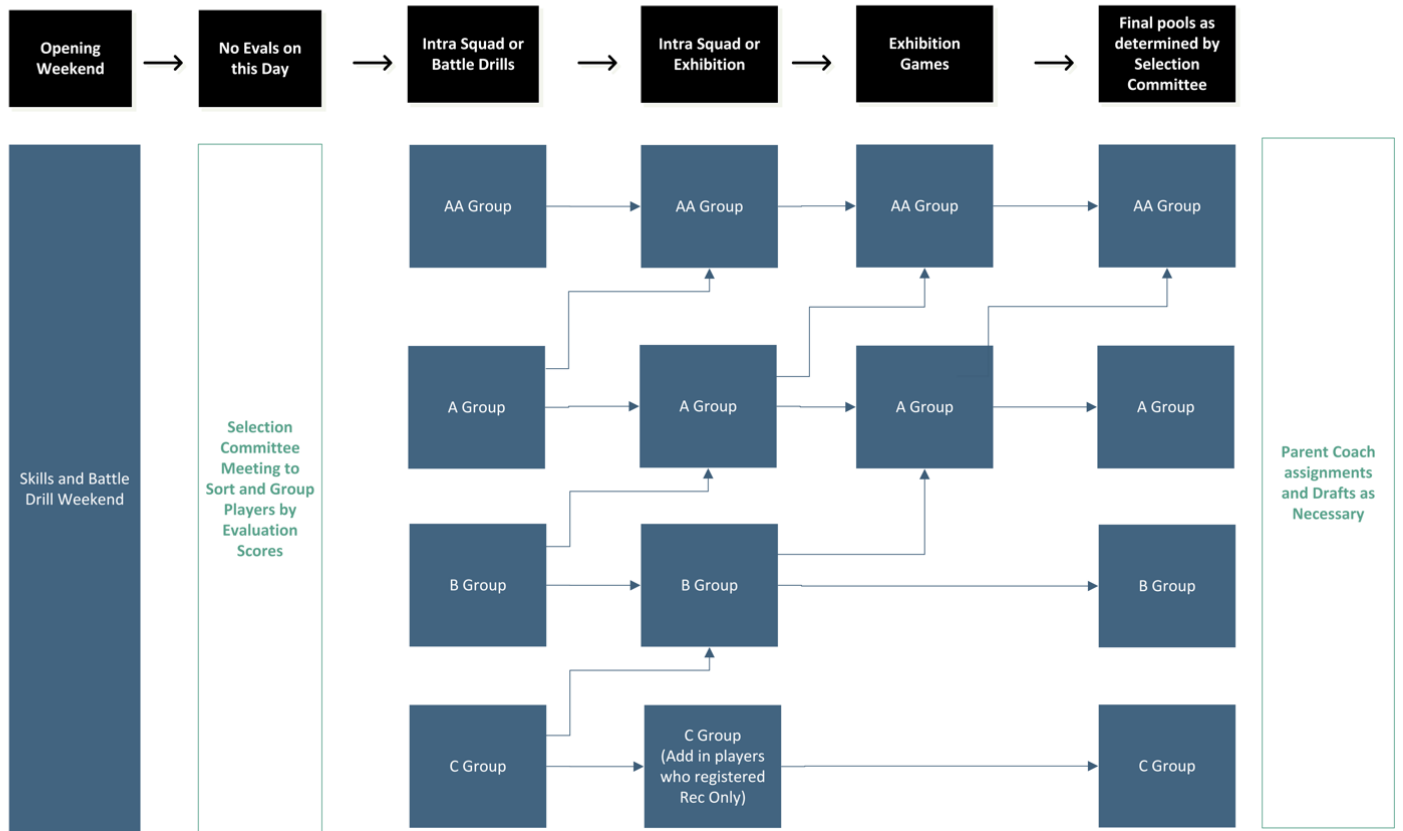
Please note: Beginning in 2022 BDMHA will use a promotion tryout model. With that players and their parents should expect that they have the potential to start their 3rd ice session in a lower group than expected. This will be the case for the majority as they compete to promote themselves through the process.

Process Outline

1. For the competitive tryout process, BDMHA will use a 'promotion' model similar to that which is outlined in the Hockey Canada evaluation guide.
2. All drills used in the U11 / U13 / U15 tryout process will be made available to all players and goaltenders a minimum of 72 hours prior to the first tryout session. This will provide players with an opportunity to review the drills and what is being asked of them.
3. Players will participate in two tryout sessions before there is any assignment of players to a competitive tier. Following the two sessions, players will either be promoted up or promoted across to participate in the following session(s).
4. The level of teams fielded at each age group is based on registration numbers and demonstrated skill levels. BDMHA aims to maximize the number of the competitive teams at the highest level. After 2 skating sessions, BDMHA will announce the number of teams that will be fielded at each level. Players will continue in the tryout process to determine player assignment to the various levels.
5. After 3 skating sessions, some players may have reached their highest level of promotion and will be held at the appropriate level. The remaining players will continue through the promotion model as outlined in the tryout process chart.
6. After the tryout process, some players will be assigned to the recreation level. These players will not have to participate in the recreation assessment process as their scores from the competitive tryouts will be used when drafting teams at the recreation level.
7. In Round 2 (the first round after the weekend) battle drills and/or intra-squad games will be used to continue the evaluation process depending on the size of the group and/or age of the group. If intra-squad games are used, they may be 3v3, 4v4 or 5v5. The type of intra-squad game used will be determined by the size of the group.



**U11, U13, U15, U18
LEVELS AA, A, B
TRYOUT AND EVALUATION FLOW**



Team Selection & Player Scoring

1. For the 2022 try-outs, no second year returning BDMHA player within an age group will play a lower level of hockey than what they played in their first year at the age group.

As an example, if a player played U11A in their first year of U11, they would play that level or higher in their 2nd year of U11.

If a player has changed age groups or was not registered with BDMHA for the 2021/2022 season, their tryout score will determine the level at which they play.

Please note: If parents want their player(s) to be placed at a lower level for any reason, they can request this by contacting the Competitive Selection Committee (tryoutcommittee@bedfordblues.com) at any time, but preferably no later than October 2nd.

2. After the first weekend of tryouts, there will be a day off where scoring will be verified, tabulated and players will be divided into groups by the evaluators and tryout committee. Group AA, Group A, Group B & Group C. The number of players placed in each group will be driven by their scores on the first 2 days of tryouts. Once a player has been placed in a group, they cannot be moved down to a lower group.

Please note: Players at the U15 level who register to play B, which is non-contact, will be placed in the B group or the C group based on their scores.

3. U11 Team selection will be made based on overall skill and not whether a player has signed up for forward or defense. The top evaluated players from the tryout will play at the highest level, regardless of the position they have signed up for.
4. Player placement is directly tied to the players score in the tryout. Players will be scored in each session on a scale of 1 thru 10.
5. Evaluation Weighting

Age Group	Total Number of Sessions	Skill Sessions	Weight	Tactical & Battle Sessions	Weight	Intra-Squad And/or Exhibition	Weight
U11	5	3	60%	N/A	N/A	2	40%
U13	5	1	20%	1	25%	3	55%
U15	5	1	15%	1	25%	3	60%
U18	4	N/A	N/A	** 1	25%	3	75%

** U18 Tactical & Battle session will include a Skills component

Appeals Process

Should a family wish to appeal the level their child has been assigned, they may do so by request through the tryoutcommittee@bedfordblues.com email address.

The only appeals that are acceptable are appeals based on the process described in this document not being followed. The appeal must contain specific information about the process in the tryout and evaluation process that was not followed.

Appeals related to evaluation scores and comparison from one player to another will not be entertained.

Upon submission of an appeal, it will be reviewed by the Tryout Committee and the Tryout Committee shall contact the Complainant with their decision/solution. If the Complainant does not agree with the decision/solution of the Tryout Committee, then an Investigative Committee will be struck to review the details of the appeal. The Committee, led by the President will include a Divisional coordinator and 1 other member.

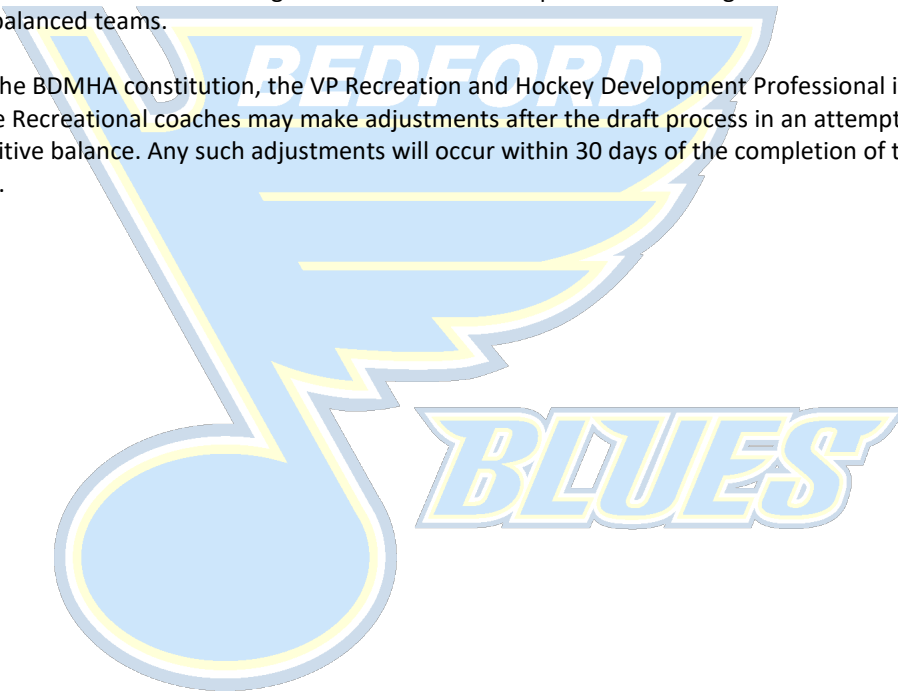
No Investigative Committee member may be in a conflict of interest. The results of the committee review will be shared with the appellant and findings will be binding.



U11 / U13 / U15 Recreation Evaluation Process

At the recreation level, our goal is to create equally balanced C teams where players have the opportunity for competitive play and skill development.

1. An evaluation process will be conducted to assess players who have registered for recreational hockey to determine skill level and assist with the creation of balanced teams. Players will be evaluated by evaluators selected for the BDMHA tryout process.
2. Players at the U11, U13, U15 levels will participate in two sessions – one skill session (skating and puck drills) and one intra-squad game. Players will be evaluated during each session and an overall score obtained for each player.
3. Following completion of the assessment process, players will be ranked from 1 to X based on their evaluation scores and this ranking will be used for a draft process with assigned recreational coaches to create balanced teams.
4. As per the BDMHA constitution, the VP Recreation and Hockey Development Professional in consultation with the Recreational coaches may make adjustments after the draft process in an attempt to achieve competitive balance. Any such adjustments will occur within 30 days of the completion of team selection process.



U18 Evaluation Process (AA, A, Rec Levels)

1. The tryout and evaluation process for U18 players is scheduled to begin following completion of High School hockey tryouts.
2. The U18 Competitive level tryouts will be an abbreviated form of the tryout process for U11, U13, U15 and will only include players in their first year of U18 or those players wishing to move from A to AA.
3. Recreational evaluations will commence following the completion of the competitive tryout.



U9 Evaluation Process

Pre-Skate sessions

U9 players will have scheduled ice times prior to their evaluation sessions. While not mandatory, we encourage all U9 players to come out and get some practice ice times during these 3 sessions.

1. For the first 3 skates, players will be divided into groups by year of birth (2014s and 2015s) and then alphabetically. Due to the large numbers of players involved, we cannot accommodate requests to change groups for these skates.
2. On-ice helpers will be provided with a consistent practice plan to execute with each group.
3. A final and 4th pre-skate will be a timing session used as the basis of forming groups for the Evaluation sessions. The timing will be used as an objective measure purely for the purposes of creating groups and is not entered into the scoring for evaluations. The timing session is considered mandatory for players to be grouped or they will be randomly placed.

Evaluators

Evaluators will have no personal interest in the U9 players and should be at least 3 years removed from the division. A minimum of 6 evaluators will be used for each on-ice session. Evaluators will be placed in a separate dressing room from on-ice helpers and skaters before and after evaluations.

On-Ice Helpers

On-ice helpers are non-paid and can be parents/guardians or coaches. On-ice helpers will assist with the initial demonstration of the drills and assist in execution but not assist or correct players in their drills. On-ice helpers will be responsible and expected to execute the drills as provided by the Tryout Committee and Hockey Development Professional or they may be removed as an on-ice helper. On-ice helpers will also monitor dressing rooms before and after the evaluation sessions with the help of off-ice volunteers.

Off-Ice Helpers

Off-ice helpers will be required to help greet players, direct them to their dressing room, provide them with their assigned jersey and ensure they have all their proper gear to go on ice (including neck guard). Off-ice helpers will collect all the jerseys after the evaluations.

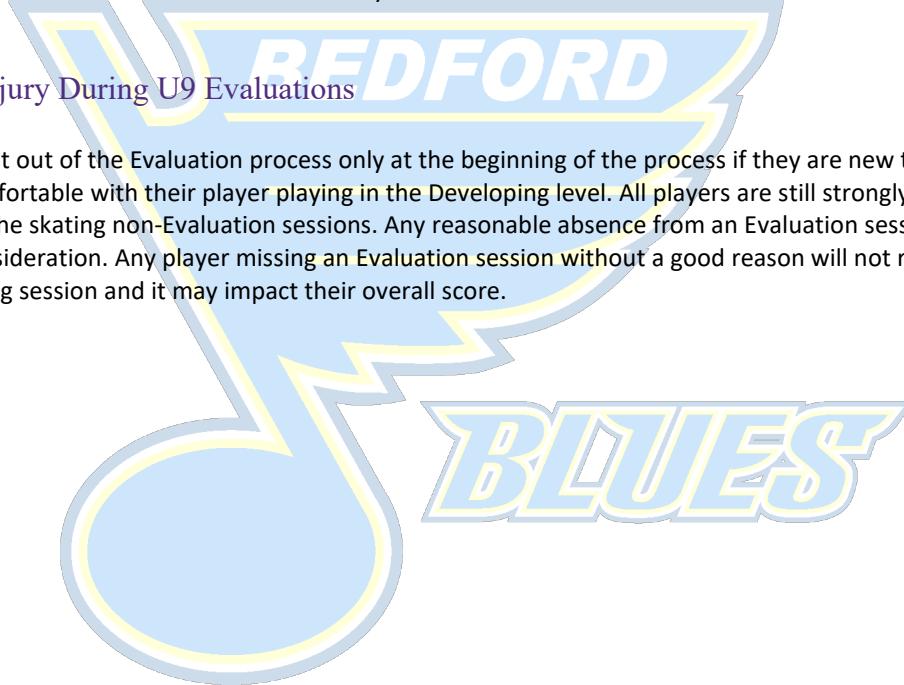
Evaluation Sessions

Each player will participate in a minimum of 2, maximum of 3 evaluation sessions. Goalies will be provided with 2 evaluation ice-times during the evaluation period. The HDP will develop the plans and skills being evaluated for each session, following Hockey Nova Scotia recommendations, plans are provided to parents and players before evaluation sessions, and talk through them with the on-ice helpers and evaluators.

1. Players will be grouped in their sessions based on their scores from the previous evaluation session. They will be grouped in their first session based on their timed pre-skate. During the 3rd and final session, the top 60-80% should be grouped together. After the second evaluation session, players may be placed into a level (Developing or Intermediate) based on their first two session scores.
2. Once players have been assigned to a level, teams will be developed by the VP U7/U9 and the U9 Coordinator. When developing teams, the number of coaching volunteers will be taken into consideration, as well as friend requests. Teams will be posted online once a head coach is able to be determined for each team but ideally 48 hours after the final evaluation session.

Absence / Injury During U9 Evaluations

Players may opt out of the Evaluation process only at the beginning of the process if they are new to hockey or are confident/comfortable with their player playing in the Developing level. All players are still strongly encouraged to participate in the skating non-Evaluation sessions. Any reasonable absence from an Evaluation session will be taken into consideration. Any player missing an Evaluation session without a good reason will not receive a score for their missing session and it may impact their overall score.



U7 Evaluation Process

1. Teams in the U7 Division are created based upon age group as follows:
 - a. U7-1: Players born in 2018
 - b. U7-2: Players born in 2017
 - c. U7-3: Players born in 2016
2. Players will not be moved between U7 levels for any reason except with the discretion of the VP U7/U9 to ensure that all interested players receive a spot on the team and group sizes are manageable.
3. The U7-1 group will be capped at 40 players. The U7-2 and U7-3 groups will be divided equally based on coach availability.
4. In forming groups, players from the same school will be ideally grouped together. Friend requests will only be accepted when both players are making the request and will be accommodated at a U7 level whenever possible.

